

DAFTAR PUSTAKA

- Anggoro, Damas Dwi. *Pajak Daerah Dan Retribusi Daerah*. Malang: UB Press, 2017.
- Anshori, Muslich, and Sri Iswati. *Metodologi Penelitian Kuantitatif*. Surabaya: Airlangga University Press, 2009.
- Arafat, Yasser, Sulaiman, Inggit Akim, and Fathurrahman. *Buku Ajar Hukum Pajak*. Malang: Literasi Nusantara, 2021.
- Ayza, Bustamar. *Hukum Pajak Indonesia*. Jakarta: Kencana, 2017.
- B, Andi Syunandar, Andi Mattulada Amir, and Vita Yanti Fattah. "Pengaruh Pajak Bumi Bangunan Pedesaan Perkotaan Dan Bea Perolehan Hak Atas Tanah Dan Bangunan Terhadap Belanja Modal Pada Kabupaten/Kota Provinsi Sulawesi Tengah." *Jurnal Katalogi* 5, no. 12 (2017): 78–85.
- Basuki, Yoyok Rahayu. *A-Z Perpajakan: Mengenal Perpajakan*. Jakarta: Magic Entertainment, 2017.
- Damanik, Elfina Okto Posmaida, and Eva Sriwiyanti. *Perpajakan*. Solok: Penerbit Insan Cendekia Mandiri, 2020.
- Febry, Timotius, and Teofilus. *SPSS Aplikasi Pada Penelitian Manajemen Bisnis*. Bandung: Penerbit Media Sains Indonesia, 2020.
- Firdaus. *Metodologi Penelitian Kuantitatif*. Riau: Dotplus Publisher, 2021.

- Haboddin, Muhtar. *Pengantar Ilmu Pemerintahan*. Malang: Universitas Brawijaya Press, 2015.
- Hakim, Arif, Dinda Arifiana, Mochamad Rifa'i, and Muhammad Ainulyaqin. "Pengaruh Bea Perolehan Hak Atas Tanah Dan Bangunan (BPHTB), Pajak Bumi Dan Bangunan, Dan Pajak Resto Terhadap Pendapatan Asli Daerah (PAD) Dalam Perspektif Ekonomi Islam (Studi Pada Kabupaten Malang 2017-2019)." *Jurnal Ekonomi Syariah Pelita Bangsa* 5, no. 02 (2020): 149–60.
- Herjanti, Secillia, and I Wayan Teg Teg. "Analisis Efektivitas Dan Laju Pertumbuhan Pajak Daerah Serta Kontribusinya Terhadap Pendapatan Asli Daerah Di Kota Bogor Periode 2013-2017." *Jurnal Ilmiah Akuntansi Kesatuan* 8, no. 1 (2020): 37–48.
- Iqbal, Muhammad, and Sukma Juniar. "Pengaruh Penerimaan Bea Perolehan Hak Atas Tanah Dan Bangunan (BPHTB) Dan Pajak Air Tanah Terhadap Pendapatan Asli Daerah Kabupaten Bandung." *Jurnal JISIPOL* 4, no. 2 (2020): 53–70.
- Ismail, Tjip. *Potret Pajak Daerah Di Indonesia*. Jakarta: Kencana, 2018.
- Istijanto. *Aplikasi Praktis Riset Pemasaran*. Jakarta: Gramedia Pustaka Utama, 2009.
- Lubis, Irwansyah. *Menggali Potensi Pajak Perusahaan Dan Bisnis Dengan Pelaksanaan Hukum*. Jakarta: Kompas Gramedia, 2010.
- Meliyana, Nurul, and Syahril Efendi. "Pengaruh Pajak BPTHB Dan Retribusi Daerah Tepi Jalan Umum Terhadap Pendapatan Asli Daerah Kota Batam." *Jurnal Aksara Public* 4, no. 1 (2020): 241–253.

- Mugiyarti. “Kontribusi Laju Pertumbuhan PBB-PP Terhadap Pendapatan Asli Daerah Dalam Perspektif Ekonomi Islam (Studi Pada Dinas Pendapatan Kabupaten Pesawaran Periode 2012-2016.” Universitas Islam Negeri Raden Intan Lampung, 2017.
- Muljono, Djoko. *Panduan Brevet Pajak*. Yogyakarta: CV Andi Offset, 2010.
- Nengsih, Yeni Rafika. “Pengaruh Bea Perolehan Hak Atas Tanah Dan Bangunan (BPHTB) Dan Pajak Reklame Terhadap Pendapatan Asli Daerah (PAD) Kota Payakumbuh.” *Jurnal Ekonomi STIE Haji Agus Salim* 19, no. 1 (2016): 75–87.
- Purnomo, Rochmat Aldy. *Analisis Statistikk Ekonomi Dan Bisnis Dengan SPSS*. Ponorogo: CV Wade Group, 2017.
- Putra, Kadek Yoga Ari, Komang Sania Widiyari Yumia, Dewa Ayu Prayoni, and Komang Novita Sri Rahayu. “Efektivitas Penerimaan Pajak Bumi Dan Bangunan Pedesaan Dan Perkotaan (PBB P2) Dan Kontribusi Pajak Bumi Dan Bangunan Pedesaan Dan Perkotaan (PBB P2) Terhadap Pendapatan Asli Daerah (PAD) (Studi Kasus Badan Keuangan Daerah Kabupaten Buleleng).” *Jurnal Ilmiah Akuntansi Dan Humanika* 7, no. 2 (2017): 152–166.
- Rizal, Yani, Dede Muhajir, and Safrizal. “Pengaruh Bea Perolehan Hak Atas Tanah Dan Bangunan (BPHTB) Dan Pajak Bumi Bangunan (PBB) Terhadap Pendapatan Pemerintah Daerah Kota Langsa.” *Jurnal Samudra Ekonomika* 3, no. 2 (2019): 131–140.
- Rizkina, Miftha. “Pengaruh Efektivitas Pemungutan Bea Perolehan Hak Atas Tanah Dan Bangunan (BPHTB) Terhadap Pendapatan Asli Daerah Dengan Jumlah Penduduk Sebagai Variabel Moderating.” *Jurnal Perpajakan* 1, no. 2 (2019): 80–94.

- Siyoto, Sandu, and M. Ali Sodik. *Dasar Metodologi Penelitian*. Yogyakarta: Literasi Media Publishing, 2015.
- Taufik, Meisa Farina, Ventje Ilat, and Anneke Wangkar. "Analisis Efektivitas Pemungutan Pajak Air Tanah Sebagai Upaya Meningkatkan Penerimaan Pajak Daerah Di Kota Ternate." *Going Concern: Jurnal Riset Akuntansi* 15, no. 2 (2020): 251–259
- Wulandari, Soliyah, and Andrie Budiaji. "Pengaruh Persepsi Keadilan Pajak Dalam Peraturan Pemerintah Republik Indonesia Nomor 46 Tahun 2013 Terhadap Kepatuhan Dalam Memenuhi Kewajiban Perpajakan." *Islamiconomic: Jurnal Ekonomi Islam* 8, no. 2 (2017): 239–268.
- Yanuar, Alfian, and Sukrisno Agoes. "Pengaruh PBB, Pajak Restoran Dan Pajak Hiburan Terhadap PAD DKI Jakarta 2014-2016." *Jurnal Multiparadigma Akuntansi* I, no. 3 (2019): 946–955.
- Yusran, Rio Rahmat, and Dian Lestari Siregar. "Pengaruh BPHTB Dan PBB Terhadap Pendapatan Asli Daerah Di Provinsi Kepulauan Riau." *Jurnal Akrab Juara* 2, no. 3 (2017): 73–84.

LAMPIRAN

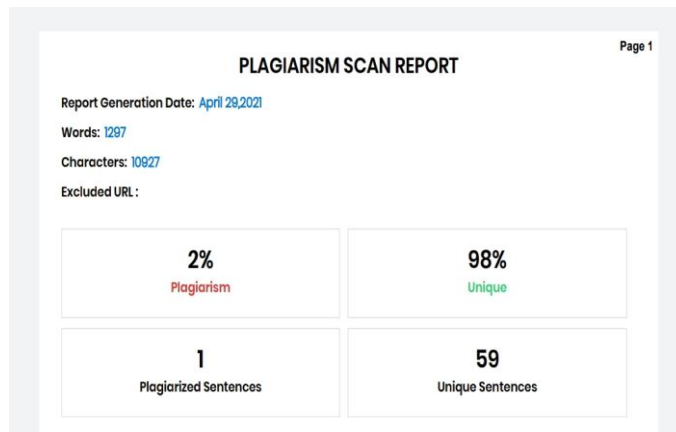
HASIL PENGECEKAN PLAGIARISME

Pengecekan plagiarisme dilakukan melalui situs:

<https://searchenginereports.net/id/plagiarism-checker>,

dengan hasil sebagai berikut:

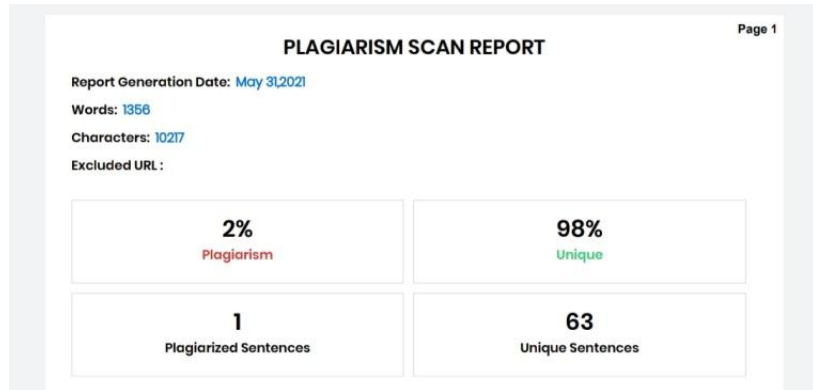
A. Bab I



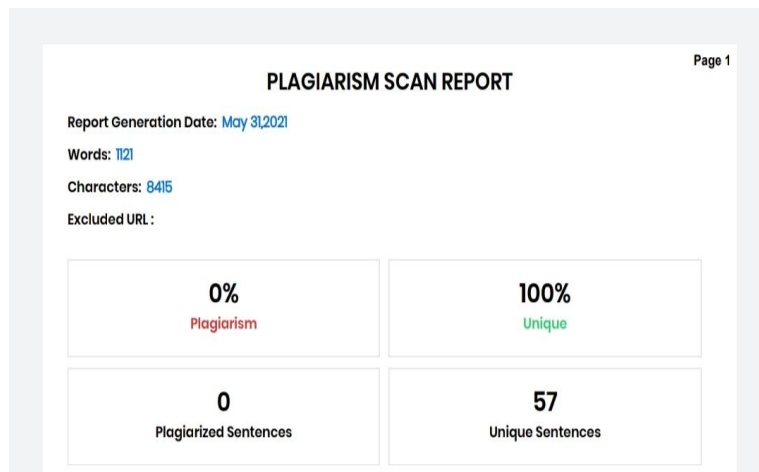
B. Bab II bagian pertama (PAD dan Pajak Daerah)



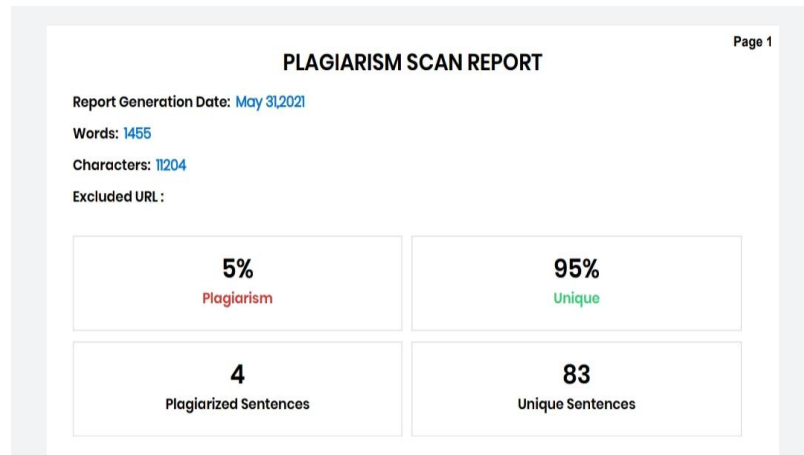
C. Bab II bagian kedua (BPHTB, pajak air tanah dan PBB)



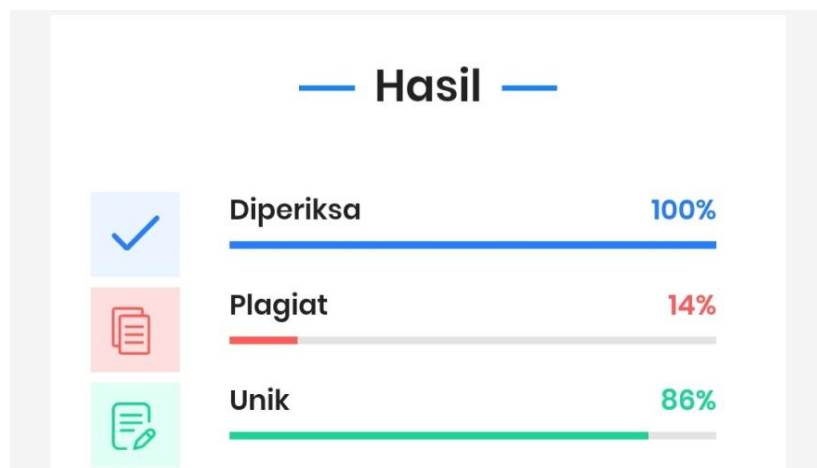
D. Bab II bagian ketiga (penelitian terdahulu sampai akhir)



E. Bab III



F. Bab IV



G. Bab V



**REKAP PAJAK DAERAH DAN PAD PERBULAN
KABUPATEN TANGERANG TAHUN 2018-2020**

| | | BPHTB | Pajak Air Tanah | PBB | PAD |
|------|-----------|-----------------|------------------------|-----------------|-----------------|
| 2018 | Januari | 10.589.954.783 | 254.436.025 | 4.289.211.712 | 147.735.010.114 |
| | Februari | 34.671.747.885 | 247.977.904 | 7.781.328.814 | 142.965.177.503 |
| | Maret | 77.504.508.236 | 279.664.770 | 21.941.887.712 | 237.360.751.872 |
| | April | 55.872.795.003 | 267.736.098 | 33.946.255.116 | 249.015.341.262 |
| | Mei | 66.786.543.500 | 338.395.697 | 44.128240..993 | 340.563.150.636 |
| | Juni | 39.969.058.651 | 143.419.365 | 67.294.371.358 | 210.616.341.337 |
| | Juli | 69.597.426.569 | 331.080.009 | 121.139.127.715 | 308.139.768.121 |
| | Agustus | 88.467.391.700 | 312.133.194 | 33.832.474.485 | 280.154.802.805 |
| | September | 81.346.526.873 | 291.563.985 | 12.004.236.602 | 208.355.140.553 |
| | Oktober | 86.499.961.194 | 294.859.084 | 9.435.000.514 | 216.307.146.343 |
| | November | 122.434.762.232 | 272.287.263 | 9.016.892.247 | 321.553.749.422 |
| | Desember | 98.599.675.829 | 285.729.187 | 7.342.334.135 | 209.802.132.719 |
| 2019 | Januari | 26.526.153.411 | 298.700.570 | 4.563.123.472 | 165.253.838.471 |
| | Februari | 39.251.641.739 | 259.113.043 | 7.077.861.547 | 162.128.435.144 |
| | Maret | 48.944.675.017 | 311.373.496 | 22.414.181.905 | 194.534.954.861 |
| | April | 85.986.740.444 | 313.771.884 | 27.230.804.142 | 239.533.035.614 |
| | Mei | 58.765.720.615 | 276.773.029 | 44.522.899.249 | 246.884.944.487 |
| | Juni | 38.870.161.480 | 189.002.607 | 39.126.262.035 | 198.295.747.390 |
| | Juli | 67.209.955.729 | 311.040.095 | 84.184.210.594 | 264.233.729.119 |
| | Agustus | 75.793.633.596 | 332.003.953 | 165.748.845.789 | 341.976.625.608 |
| | September | 73.507.655.572 | 284.447.774 | 37.815.720.135 | 236.578.921.515 |
| | Oktober | 92.623.028.913 | 310.589.574 | 11.482.762.893 | 228.101.529.980 |
| | November | 99.382.110.063 | 267.442.462 | 8.063.601.899 | 268.896.374.123 |
| | Desember | 126.682.230.402 | 234.255.188 | 8.643.758.395 | 266.514.988.450 |
| 2020 | Januari | 48.967.200.625 | 282.846.842 | 6.109.770.785 | 185.040.729.198 |
| | Februari | 45.318.844.469 | 239.711.978 | 11.899.555.878 | 208.065.494.059 |
| | Maret | 53.775.534.407 | 357.776.145 | 19.659.808.213 | 209.001.218.146 |
| | April | 37.242.688.725 | 176.280.261 | 20.283.434.613 | 143.953.959.016 |

| | | | | |
|--------------|--------------------------|----------------------|--------------------------|--------------------------|
| Mei | 32.556.162.707 | 177.066.292 | 11.839.904.316 | 135.999.367.530 |
| Juni | 65.273.375.960 | 265.579.780 | 33.171.339.294 | 166.739.198.963 |
| Juli | 48.275.637.001 | 251.247.025 | 85.282.217.748 | 261.000.646.347 |
| Agustus | 81.524.477.402 | 278.553.592 | 136.016.700.971 | 301.216.125.158 |
| September | 58.158.906.761 | 220.755.319 | 41.284.091.900 | 191.446.588.506 |
| Oktober | 67.447.947.932 | 233.541.308 | 51.672.462.270 | 204.989.406.090 |
| November | 102.540.457.932 | 263.264.915 | 15.153.948.931 | 285.154.263.940 |
| Desember | 52.921.494.939 | 236.878.076 | 7.159.813.371 | 172.757.762.614 |
| TOTAL | 2.359.886.788.288 | 9.691.397.789 | 1.272.558.441.748 | 8.150.866.397.016 |

REKAP PAJAK DAERAH DAN PAD PERBULAN
KABUPATEN TANGERANG TAHUN 2018-2020 (DALAM Ln)

| | | BPHTB | Pajak Air Tanah | PBB | PAD |
|------|-----------|--------------|------------------------|------------|------------|
| 2018 | Januari | 23,08 | 19,35 | 22,18 | 25,72 |
| | Februari | 24,27 | 19,33 | 22,77 | 25,69 |
| | Maret | 25,07 | 19,45 | 23,81 | 26,19 |
| | April | 24,75 | 19,41 | 24,25 | 26,24 |
| | Mei | 24,92 | 19,64 | 24,51 | 26,55 |
| | Juni | 24,41 | 18,78 | 24,93 | 26,07 |
| | Juli | 24,97 | 19,62 | 25,52 | 26,45 |
| | Agustus | 25,21 | 19,56 | 24,24 | 26,36 |
| | September | 25,12 | 19,49 | 23,21 | 26,06 |
| | Oktober | 25,18 | 19,5 | 22,97 | 26,1 |
| | November | 25,53 | 19,42 | 22,92 | 26,5 |
| | Desember | 25,31 | 19,47 | 22,72 | 26,07 |
| 2019 | Januari | 24 | 19,51 | 22,24 | 25,83 |
| | Februari | 24,39 | 19,37 | 22,68 | 25,81 |
| | Maret | 24,61 | 19,56 | 23,83 | 25,99 |
| | April | 25,18 | 19,56 | 24,03 | 26,2 |
| | Mei | 24,8 | 19,44 | 24,52 | 26,23 |
| | Juni | 24,38 | 19,06 | 24,39 | 26,01 |
| | Juli | 24,93 | 19,56 | 25,16 | 26,3 |
| | Agustus | 25,05 | 19,62 | 25,83 | 26,56 |
| | September | 25,02 | 19,47 | 24,36 | 26,19 |
| | Oktober | 25,25 | 19,55 | 23,16 | 26,15 |
| | November | 25,32 | 19,4 | 22,81 | 26,32 |
| | Desember | 25,56 | 19,27 | 22,88 | 26,31 |
| 2020 | Januari | 24,61 | 19,46 | 22,53 | 25,94 |
| | Februari | 24,54 | 19,29 | 23,2 | 26,06 |
| | Maret | 24,71 | 19,7 | 23,7 | 26,07 |
| | April | 24,34 | 18,99 | 23,73 | 25,69 |

| | | | | | |
|--|--------------|--------------|------------|---------------|---------------|
| | Mei | 24,21 | 18,99 | 23,19 | 25,64 |
| | Juni | 24,9 | 19,4 | 24,22 | 25,84 |
| | Juli | 24,6 | 19,34 | 25,17 | 26,29 |
| | Agustus | 25,12 | 19,45 | 25,64 | 26,43 |
| | September | 24,79 | 19,21 | 24,44 | 25,98 |
| | Oktober | 24,93 | 19,27 | 24,67 | 26,05 |
| | November | 25,35 | 19,39 | 23,44 | 26,38 |
| | Desember | 24,69 | 19,28 | 22,69 | 25,88 |
| | TOTAL | 893,1 | 698 | 856,54 | 940,15 |

Hasil Uji Statistik Deskriptif

Descriptive Statistics

| | N | Minimum | Maximum | Mean | Std. Deviation |
|--------------------|----|---------|---------|---------|----------------|
| Ln_X1 | 36 | 23,08 | 25,56 | 24,8094 | ,48474 |
| Ln_X2 | 36 | 18,78 | 19,70 | 19,3935 | ,19690 |
| Ln_X3 | 36 | 22,18 | 25,83 | 23,7935 | 1,00312 |
| Ln_Y | 36 | 25,64 | 26,56 | 26,1153 | ,25155 |
| Valid N (listwise) | 36 | | | | |

Hasil Uji Normalitas Kolmogorov-Smirnov

One-Sample Kolmogorov-Smirnov Test

| | | Unstandardized Residual |
|----------------------------------|----------------|----------------------------|
| N | | 36 |
| Normal Parameters ^{a,b} | Mean | ,0000000 |
| | Std. Deviation | ,13562418 |
| | Absolute | ,107 |
| Most Extreme Differences | Positive | ,107 |
| | Negative | -,093 |
| Kolmogorov-Smirnov Z | | ,642 |
| Asymp. Sig. (2-tailed) | | ,804 |

a. Test distribution is Normal.

b. Calculated from data.

Hasil Uji Multikolinearitas

| Coefficients ^a | | | | | | | |
|---------------------------|-----------------------------|------------|---------------------------|-------|------|-------------------------|-------|
| Model | Unstandardized Coefficients | | Standardized Coefficients | t | Sig. | Collinearity Statistics | |
| | B | Std. Error | Beta | | | Tolerance | VIF |
| (Constant) | 10,362 | 2,421 | | 4,281 | ,000 | | |
| 1 Ln_X1 | ,264 | ,054 | ,510 | 4,861 | ,000 | ,827 | 1,209 |
| Ln_X2 | ,347 | ,131 | ,272 | 2,654 | ,012 | ,866 | 1,155 |
| Ln_X3 | ,103 | ,025 | ,412 | 4,216 | ,000 | ,951 | 1,051 |

a. Dependent Variable: Ln_Y

Hasil Uji Autokorelasi

| Model Summary ^b | | | | | |
|----------------------------|-------------------|----------|-------------------|----------------------------|---------------|
| Model | R | R Square | Adjusted R Square | Std. Error of the Estimate | Durbin-Watson |
| 1 | ,842 ^a | ,709 | ,682 | ,14184 | 1,846 |

a. Predictors: (Constant), Ln_PBB, Ln_PAT, Ln_BPHTB

b. Dependent Variable: Ln_PAD

Hasil Uji Heteroskedastisitas

| Coefficients ^a | | | | | | |
|---------------------------|-----------------------------|------------|---------------------------|-------|------|--|
| Model | Unstandardized Coefficients | | Standardized Coefficients | t | Sig. | |
| | B | Std. Error | Beta | | | |
| (Constant) | 1,611 | 1,304 | | 1,235 | ,226 | |
| 1 Ln_X1 | -,001 | ,029 | -,008 | -,043 | ,966 | |
| Ln_X2 | -,064 | ,071 | -,168 | -,907 | ,371 | |
| Ln_X3 | -,010 | ,013 | -,128 | -,726 | ,473 | |

a. Dependent Variable: ABS_RES

Hasil Uji Persamaan Linear

Coefficients^a

| Model | Unstandardized Coefficients | | Standardized Coefficients | t | Sig. |
|------------|-----------------------------|------------|---------------------------|-------|------|
| | B | Std. Error | Beta | | |
| (Constant) | 10,362 | 2,421 | | 4,281 | ,000 |
| 1 Ln_BPHTB | ,264 | ,054 | ,510 | 4,861 | ,000 |
| Ln_PAT | ,347 | ,131 | ,272 | 2,654 | ,012 |
| Ln_PBB | ,103 | ,025 | ,412 | 4,216 | ,000 |

a. Dependent Variable: Ln_PAD

Hasil Uji Koefisien Korelasi dan Koefisien Determinasi

Model Summary^b

| Model | R | R Square | Adjusted R Square | Std. Error of the Estimate |
|-------|-------------------|----------|-------------------|----------------------------|
| 1 | ,842 ^a | ,709 | ,682 | ,14184 |

a. Predictors: (Constant), Ln_BPHTB, Ln_PAT, Ln_PBB

b. Dependent Variable: Ln_PAD

Hasil Uji F

ANOVA^a

| Model | Sum of Squares | Df | Mean Square | F | Sig. |
|--------------|----------------|----|-------------|--------|-------------------|
| 1 Regression | 1,571 | 3 | ,524 | 26,029 | ,000 ^b |
| Residual | ,644 | 32 | ,020 | | |
| Total | 2,215 | 35 | | | |

a. Dependent Variable: Ln_PAD

b. Predictors: (Constant), Ln_BPHTB, Ln_PAT, Ln_PBB

Hasil Uji t

Coefficients^a

| Model | Unstandardized Coefficients | | Standardized Coefficients | t | Sig. |
|------------|-----------------------------|------------|---------------------------|-------|------|
| | B | Std. Error | Beta | | |
| (Constant) | 10,362 | 2,421 | | 4,281 | ,000 |
| 1 Ln_BPHTB | ,264 | ,054 | ,510 | 4,861 | ,000 |
| Ln_PAT | ,347 | ,131 | ,272 | 2,654 | ,012 |
| Ln_PBB | ,103 | ,025 | ,412 | 4,216 | ,000 |

a. Dependent Variable: Ln_PAD