

BIBLIOGRAPHY

- AL-Garni, Shorouq Ali, and Anas Hamed Almuhammadi, *The Effect of Using Communicative Language Teaching Activities on EFL Students' Speaking Skills at the University of Jeddah*, *English Language Teaching*, 12.6, 2019, 72
<<https://doi.org/10.5539/elt.v12n6p72>>.
- Alexander, L. G., *Longman English Grammar Practice*, London: Longman, 1990.
- Arthur Hughes, *Testing for Language Teachers*, second Cambridge: University Press, 2002.
- Ary, Donald, Lucy Cheser Jacobs, Chris Sorensen, and David A. Walker, *Introduction to Research in Education (Ninth Edition)* Cengage Learning, 2014.
- Bailey, Kathleen, and David Nunan, *Practical English Language Teaching Speaking* Mc Graw Hill, 2005.
- Barker, Alan, *Improve Your Communication Skills, Creating Success Ser.*, 2016.
- Broughton, Geoffrey, Christopher Brumfit, Anita Pincas, and Roger D Wilde, *Teaching English as a Foreign Language*, Routledge, 2002.
- Brown, H. Douglas, *Language Assesment, Pearson Longman.* an fransisco: Longman, 2004.
- C. R Kothari, *Research Methodology: Methods and Techniques*, 2nd edn, 2004.
- Canale, Michael, and Merrill Swain, *Theoretical Bases of*

- Communicative Approaches to Second Language Teaching and Testing*, Applied Linguistics, 1980.
- Diane Larsen-Freeman, *Techniques and Principles in Language Teaching*, New York: Oxford University Press, 2000.
- Gibson, Robert E., *The Strip Story: A Catalyst for Communication*, TESOL Quarterly, 9.2, 1975, 149
<<https://doi.org/10.2307/3585481>>.
- Harris, David P, *Testing English as a Second Language*, McGraw-Hill, 1974.
- Herdiawan, Muhamad, *The Modified of Picture Strip Story Based on Contextual Teaching and Learning to Improve Students' Reading Comprehension*, Academia.Edu, 10.2 2020, 11–16
<<https://doi.org/10.9790/7388-1002031116>>.
- Klee, Carol A., Jack C. Richards, and Theodore S. Rodgers, *Approaches and Methods in Language Teaching*, *The Modern Language Journal*, Cambridge; university press, 2001, LXX
<<https://doi.org/10.2307/326829>>.
- Larsen-Freeman, Diane, *Techniques and Principles in Language Teaching*, Oxford University, 2000.
- Littlewood, William, Littlewood William, and Michael Swan, *Communicative Language Teaching: An Introduction* Cambridge; Cambridge university press, 1981.
- Meloni, Christine F., and Shirley E. Thompson, *Oral Reports in the Intermediate ESL Classroom*, TESOL Quarterly, 14.4, 1980, 503
<<https://doi.org/10.2307/3586238>>.
- Nunan, David, *Research Methods in Language Learning* (New York:

- Cambridge university press, 1992)
 <<https://doi.org/10.2307/3588081>>.
- Pollard, Lucy, *Teaching English*, London, 2008.
- Purnama, Bambang, Roi Boy Jon, and Ari Safar Wadi, *EFL Students' Perceptions on Using Picture Strip Story in Learning Speaking Skills*, *International Journal of English and Applied Linguistics (IJEAL)*, 2.2, 2022, 281–86
 <<https://doi.org/10.47709/ijeal.v2i2.1589>>
- Ricard, Jack C, and Richard Schmid, *Longman Dictionary of Language Teaching and Applied Linguistic*, Malaysia: Longman Group, 1992.
- Richards, Jack C, *Communicative Language Teaching Today*, SEAMEO Regional Language Centre Singapore, 2005.
- Richards, Jack Croft, *Teaching Listening and Speaking*, Cambridge university press Cambridge, 2008.
- Shaban, Iman Ghanim, and Ziyad Fadhil Himood, *Investigating the Use of Picture Strip Story Strategy and Video Strategy in Teaching Listening Comprehension to EFL Learners at University Level*, researchgate, 2020.
- Supardi, S, *Statistik Penelitian Pendidikan, PT RajaGrafindo Persada*. Depok, 2017.
- Thornbury, Scott, *How to Teach Speaking*, Longman, 2008.
- Turnip, Eva Christina, Ades Pranata Purba, and Eva Natalia Sitompul, *The Effect of Using Picture Strip Story on Students' Speaking Skill*, *Linguistic, English Education and Art (LEEA) Journal*, 3.2, 2020, 308–15

<<https://doi.org/10.31539/leea.v3i2.1015>>.

Ur, Penny, *A Course in Language English Teaching*, *Routledge Encyclopedia of Translation Studies*, New York: Cambridge University Press, 2012.

Wright., Andrew, *Pictures for Language Learning* (*Cambridge Handbook for Language Teachers*, Cambridge university press Cambridge, 1990.

Lesson plan

RENCANA PELAKSANAAN PEMBELAJARAN (RPP)	
Mata pelajaran : Bahasa Inggris Sekolah : SMP Negeri 1 Cisoka Kelas/Semester : VII A / Genap Materi : Recount text Alokasi Waktu : 2 pertemuan (2 x 60 menit)	
Standar Kompetensi	
Membandingkan fungsi sosial, struktur teks, dan unsur kebahasaan beberapa teks personal recount lisan dan tulis dengan memberi dan meminta informasi terkait pengalaman pribadi di waktu lampau, pendek dan sederhana, sesuai dengan konteks penggunaannya.	
Kompetensi Dasar	
Menyusun teks recount lisan dan tulis, sangat pendek dan sederhana, terkait pengalaman pribadi di waktu lampau (personal recount) dengan memperhatikan fungsi sosial, struktur teks, dan unsur kebahasaan, secara benar dan sesuai konteks.	
Tujuan Pembelajaran	
Pada akhir pembelajaran, siswa dapat merespon makna dalam: <ol style="list-style-type: none"> Menceritakan kembali teks tersebut dengan bahasa mereka sendiri Menggunakan pronunciation yang tepat. Menggunakan struktur kalimat yang tepat dan benar 	
Metode dan Sumber Belajar	
<ol style="list-style-type: none"> Pendekatan : Scientific Model Pembelajaran : Cooperative learning Sumber belajar : Buku bahasa Inggris dan online sources 	
Kegiatan Pembelajaran	
Kegiatan pendahuluan <ol style="list-style-type: none"> Guru mengucapkan salam dan bertegur sapa dengan peserta didik Guru mempersilahkan peserta didik untuk berdo'a Guru Mengabsen Guru memotivasi peserta didik untuk fokus kepada materi yang akan disampaikan 	
Kegiatan inti <ul style="list-style-type: none"> • Mengamati <ol style="list-style-type: none"> Guru memberi penjelasan mengenai materi recount text kepada peserta didik. Guru memperlihatkan gambar berseri serta memberikan contoh recount text. Peserta didik memperhatikan contoh recount text beserta penjelasannya. Peserta didik menirukan 40 Menit pengucapan guru, mengenai tahapan-tahapan dari recount text. • Mempertanyakan Dengan bimbingan guru, peserta didik diberi kesempatan untuk mempertanyakan materi pembelajaran mengenai recount text. • Memahami <ol style="list-style-type: none"> Peserta didik mempraktekkan recount text di depan kelas secara berkelompok . Peserta didik memahami isi dari cerita yang diceritakan. • Mengeksplorasi <ol style="list-style-type: none"> Guru membagikan contoh recount text kepada setiap kelompok Peserta didik mempersiapkan cerita yang akan diceritakan. • Mengkomunikasikan Peserta didik dipilih secara acak berdasarkan kelompok oleh guru untuk menceritakan kembali text yang telah diberikan. 	
Materi pembelajaran	

- **Recount Text** Recount text is a text that tells the reader about one story, action or activity. Its purpose is to entertain or informing the reader. Recount text also retells event or experiences in the past. The experience can be funny story, sad story, or even scary story
- **Generic structure**
 - a. Orientation,
The first structure that contains information about the character, the place of the incident, when the incident took place and so on. The information provided by the author is expected to provide the knowledge or information needed by the reader in order to understand the storyline.
 - b. Events
The second structure is the content of the text or in the form of stories about events or experiences that the author wants to convey to the reader.
 - c. Reorientation
The third structure contains conclusions and summaries or repetitions of information in the orientation structure.
- **Example**

Going to tanjung pasir

Orientation

A few months ago, I went to Tanjung Pasir beach with my family. It is located in Teluknaga Sub-district Tangerang district. It is also located near Soekarno Hatta International Airport. It is about 27 km from the Airport. The trip there took about 30 minutes from my house. We left from my house at 10.30 using a car and we arrived about 11.00 o'clock

Event

As arrived there, we found beautiful spot to get picture. I and my brother immediately ran towards the beach. It looked sunny day with the blue sky and I felt a gentle breeze. The waves there were suitable for swimming, but unfortunately I couldn't swim. I just played with white sand and built sand castle. I didn't forget to take a selfie with the background of beautiful beach.

Re-orientation

Not felt, the day had begun in the evening. We hurried to go home. Before went to home, bought some souvenirs there. Finally, we arrived at 6:00 PM because the trip was jammed. I felt happy to be able to vacation with family and enjoyed the beauty of nature created by God

Penutup

- a. Guru menanyakan kesulitan peserta didik dalam memaparkan sebuah tahapan atau tips-tips dalam bahasa Inggris.
- b. Guru dan siswa menyimpulkan kegiatan pembelajaran yang telah dipelajari.
- c. Mengucapkan salam

Penilaian

1. Teknik : Tes lisan/oral test
2. Bentuk : Performance

LEVEL SCORE

NO	NAMA	FOCUST					TOTAL SCORE
		A	G	V	F	C	

Weighting table	1	2	3	4	5	6
Accent	0	1	2	2	3	4
Grammar	6	12	18	24	30	36
Vocabulary	4	8	12	16	20	24
Fluency	2	4	6	8	10	12
comprehension	4	8	12	15	19	23

Guru Mata Pelajaran

KURNIA. S.Pd
NIP. -

Tangerang, 20 Mei 2022
Researcher

KHAULIA HANIFA
NIM. 181230007

Mengetahui,
Kepala Sekolah

WAWAN ALWAN S.PD. MM.
NIP. 196406141989031007

RENCANA PELAKSANAAN PEMBELAJARAN (RPP)	
Mata pelajaran :	Bahasa Inggris
Sekolah :	SMP Negeri 1 Cisoka
Kelas/Semester :	VII A / Genap
Materi :	Recount text
Alokasi Waktu :	2 pertemuan (2 x 60 menit)
Standar Kompetensi	
Membandingkan fungsi sosial, struktur teks, dan unsur kebahasaan beberapa teks personal recount lisan dan tulis dengan memberi dan meminta informasi terkait pengalaman pribadi di waktu lampau, pendek dan sederhana, sesuai dengan konteks penggunaannya.	
Kompetensi Dasar	
Menyusun teks recount lisan dan tulis, sangat pendek dan sederhana, terkait pengalaman pribadi di waktu lampau (personal recount) menggunakan gambar, dengan memperhatikan fungsi sosial, struktur teks, dan unsur kebahasaan, secara benar dan sesuai konteks.	
Tujuan Pembelajaran	
Pada akhir pembelajaran, siswa dapat merespon makna dalam:	
<ol style="list-style-type: none"> Menceritakan kembali teks tersebut dengan bahasa mereka sendiri Menggunakan pronunciation yang tepat. Menggunakan struktur kalimat yang tepat dan benar 	
Metode dan Sumber Belajar	
<ol style="list-style-type: none"> Pendekatan : Scientific Model Pembelajaran : Cooperative pictures Tehnik Pembelajaran : Series Pictures Sumber belajar : Buku teks dan Gambar-gambar yang relevan 	
Kegiatan Pembelajaran	
Kegiatan pendahuluan	
<ol style="list-style-type: none"> Guru mengucapkan salam dan bertegur sapa dengan peserta didik Guru mempersilahkan peserta didik untuk berdo'a Guru Mengabsen Guru memotivasi pesrta didik untuk fokus kepada materi yang akan disampaikan 	
Kegiatan inti	
<ul style="list-style-type: none"> • Mengamati <ol style="list-style-type: none"> Guru memberi penjelasan mengenai materi recount text kepada peserta didik. Guru memperlihatkan gambar berseri serta memberikan contoh recount text. Peserta didik memperhatikan gambar berseri beserta penjelasannya. Peserta didik menirukan 40 Menit pengucapan guru, mengenai tahapan-tahapan dari recount text. • Mempertanyakan Dengan bimbingan guru, peserta didik diberi kesempatan untuk mempertanyakan materi pembelajaran mengenai recount text. • Memahami <ol style="list-style-type: none"> Peserta didik mempraktekkan recount text menggunakan gambar di depan kelas secara berkelompok . Peserta didik memahami isi dari cerita yang diceritakan. Peserta didik menjawab pertanyaan yang diberikan oleh guru sesuai dengan gambar berseri tersebut. • Mengeksplorasi <ol style="list-style-type: none"> Guru membagikan gambar kepada setiap kelompok 	




b. Peserta didik mempersiapkan cerita yang akan diceritakan.




- Mengkomunikasikan
Peserta didik dipilih secara acak berdasarkan kelompok oleh guru untuk menceritakan gambar yang telah diberikan.

Materi pembelajaran




- **Recount Text** Recount text is a text that tells the reader about one story, action or activity. Its purpose is to entertain or informing the reader. Recount text also retells event or experiences in the past. The experience can be funny story, sad story, or even scary story
- **Generic structure**
 - a. Orientation
The first structure that contains information about the character, the place of the incident, when the incident took place and so on. The information provided by the author is expected to provide the knowledge or information needed by the reader in order to understand the storyline.
 - b. Events
The second structure is the content of the text or in the form of stories about events or experiences that the author wants to convey to the reader.
 - c. Reorientation
The third structure contains conclusions and summaries or repetitions of information in the orientation structure.
- **Example**



Our day at the zoo

	<p>Our day at the zoo was so much fun! A zoo is a place where you can go and see the animals.</p>	<p>Orientation</p>
	<p>We saw all kinds of animals today. In the morning, we saw the aligator, the bear and the elephant.</p>	<p>event</p>
	<p>Next, we saw the iguana, the astrich, and the zebra.</p>	

	<p>After lunch we saw the seal and the tiger.</p>	
	<p>Last, we saw the fox, the kangaroo, and the monkey.</p>	
	<p>I liked going to the zoo, seeing all the animals was so much fun.</p>	<p>Re- Orientation</p>

School

	<p>My day at school start with a ride on the bus, I ride the bus to school in the morning and home again in the afternoon, Mr. Robert is my bus driver. He is nice.</p>	<p>Orientation</p>
	<p>When I get to school, I go to my classroom, I sit at my desk and get my supplies ready, when the bell rings.</p> <p>We begin our work</p>	<p>Event</p>
	<p>Mrs. Johnson is my teacher. If I have a question, I raise my hand and she helps me with my work.</p>	

	<p>Next we line up and get ready to go to lunch. I wonder what we will have for lunch today?</p>	
	<p>Then, at the end of the day, we go outside for recess. I like to play with my friends! School is fun!</p>	Re-orientation

Penutup

- Guru menanyakan kesulitan peserta didik dalam memaparkan sebuah tahapan atau tips-tips dalam bahasa Inggris.
- Guru dan siswa menyimpulkan kegiatan pembelajaran yang telah dipelajari.
- Mengucapkan salam

Penilaian

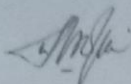
- Teknik : Tes lisan/oral test
- Bentuk : Performance

LEVEL SCORE

NO	NAMA	FOCUST					TOTAL SCORE
		A	G	V	F	C	


Weighting table	1	2	3	4	5	6
Accent	0	1	2	2	3	4
Grammar	6	12	18	24	30	36
Vocabulary	4	8	12	16	20	24
Fluency	2	4	6	8	10	12
comprehension	4	8	12	15	19	23

Guru Mata Pelajaran



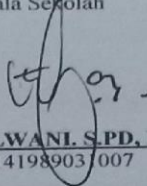
KURNIA, S.Pd
NIP. -

Tangerang, 20 Mei 2022
Researcher



KHAULIA HANIFA
NIM. 181230007

Mengetahui,
Kepala Sekolah



WAWAN ALWAN, S.PD, MM.
NIP. 196406141989031007

RESEARCH INSTRUMENT OF PRE-TEST

- Make a group discussion, each group consist 4 members
- Read this text carefully to make you more understand about the text
- Please retell this story one by one with your group in front of the class
- Speak up 3-5 Minutes!

Going to tanjung pasir

A few months ago, I went to Tanjung Pasir beach with my family. It is located in Teluknaga Sub-district Tangerang district. It is also located near Soekarno Hatta International Airport. It is about 27 km from the Airport. The trip there took about 30 minutes from my house. We left from my house at 10.30 using a car and we arrived about 11.00 o'clock

As arrived there, we found beautiful spot to get picture. I and my brother immediately ran towards the beach. It looked sunny day with the blue sky and I felt a gentle breeze. The waves there were suitable for swimming, but unfortunately I couldn't swim. I just played with white sand and built sand castle. I didn't forget to take a selfie with the background of beautiful beach.

Not felt, the day had begun in the evening. We hurried to go home. Before went to home, bought some souvenirs there. Finally, we arrived at 6:00 PM because the trip was jammed. I felt happy to be able to vacation with family and enjoyed the beauty of nature created by God

RESEARCH INSTRUMENT OF POST-TEST

- Make a group discussion, each group consist 4 members
- Students are given 20 minutes to discuss
- Use the pictures given by the teacher to help you to speak the story in front of the class.
- Choose one of the 2 picture below
- Speak up 3-5 Minutes!

Picture 1



Picture 1: The principal announced the Classroom Competition on Monday in the Flag ceremony.

Picture 2:

Picture 3:

Picture 4:


Picture 5:

Picture 6:

Vocabulary

Headmaster : kepala sekolah	Desk : meja
Flag ceremony : upacara bendera	Clean : bersih
Dirty : kotor	
Classroom : ruang kelas	
Chair : kursi	

Picture 2



Picture 1: My father cut down the old mango tree behind our house three weeks ago.

Picture 2:

Picture 3:

Picture 4:

Picture 5:

Picture 6:

Picture 7:

Picture 8:

Vocabulary

Tree : pohon	Wooden tools : bangku kayu
Behind : belakang	Wood : kayu
big piece of wood : sepotong kayu besar	Sawed : digegaji
Idea : ide	Rubbed: digosok
Make : membuat	Sandpaper : ampelas
Painted : dilukis/dicat	dried in the sun :di jemur

post test result experiment class

RESEARCH INSTRUMENT OF POST-TEST

- Make a group discussion, each group consist 4 members
- Students are given 20 minutes to discuss
- Use the pictures given by the teacher to help you to speak the story in front of the class.
- Choose one of the 2 picture below
- Speak up 3-5 Minutes!

Marcus

Picture 1



Picture 1: The principal announced the Classroom Competition on Monday in the Flag ceremony.

Picture 2: Edo and his friends discuss why their class is dirty.

Picture 3: Edo announced his classmates what to do so their class can win the competition.

Picture 4: They started to gather the equipment they needed.

Picture 5: After that, they started to clean their dirty.

Picture 6: Times passed, their class looks clean and tidy. They believe that they gonna win the competition. Vocabulary

Headmaster : kepala sekolah	Desk : meja
Flag ceremony : upacara bendera	Clean : bersih
Dirty : kotor	
Classroom : ruang kelas	
Chair : kursi	

post test result control class

RESEARCH INSTRUMENT OF POST-TEST

- Make a group discussion, each group consist 4 members
- Students are given 20 minutes to discuss
- Use the pictures given by the teacher to help you to speak the story in front of the class.
- Choose one of the 2 picture below
- Speak up 3-5 Minutes!

Picture 1

Picture 1: The principal announced the Classroom Competition on Monday in the Flag ceremony.

Picture 2: The student discuss the dirty classroom to cleaning

Picture 3: My friends talk to all student in the classroom for competition of cleaning classroom

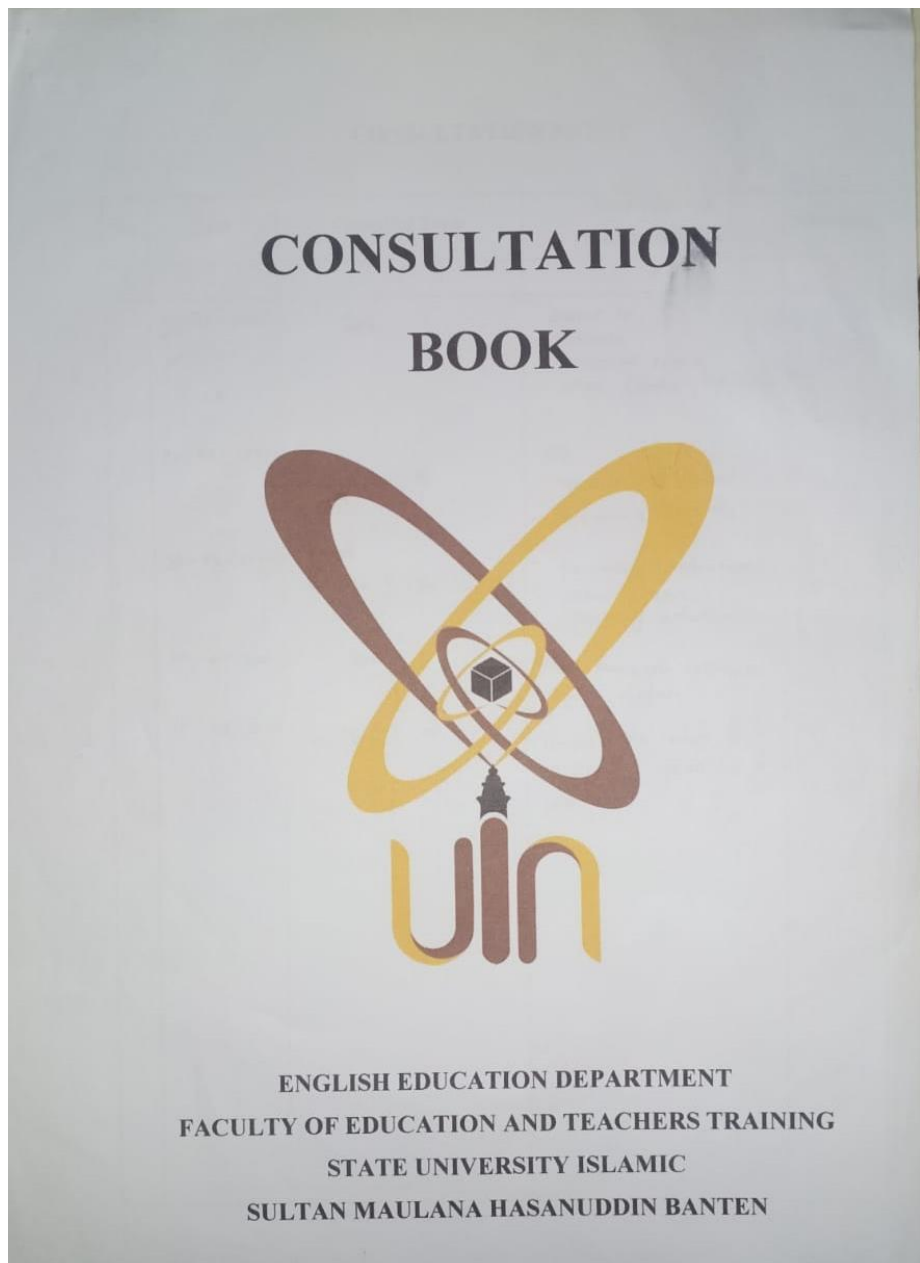
Picture 4: The student discuss to bring the cleaning tool

Picture 5: all student in the classroom are busy to clean up the room start from table, chair, window and white board

Picture 6: finally the classroom is clean and ready to join the competition

Vocabulary

Headmaster : kepala sekolah	Desk : meja
Flag ceremony : upacara bendera	Clean : bersih
Dirty : kotor	
Classroom : ruang kelas	
Chair : kursi	

Consultant book


CONSULTATION SHEET

No	Date	Consulted Topic	Suggestion and Recommendation	Signature
1	2	3	4	5
	16-03-2022	Bab I	<ul style="list-style-type: none"> - Daftar isi - footnote - Penulisan nama - cover (tidak diperbaiki) 	
	23-03-2022	Bab II	<ul style="list-style-type: none"> - ETD - speaking assessment. - speaking activity 	
	30-03-2022	Bab II & III	<ul style="list-style-type: none"> - Research instrument - lesson plan - speaking activity 	
	20-04-2022	Bab III	Referensi research instrument secara detail.	
	18-05-2022	Bab IV	Ragamana cara assessing speaking in oral test	

CONSULTATION SHEET

No	Date	Consulted Topic	Suggestion and Recommendation	Signature
1	2	3	4	5
	14-03-2022	Chap. I	Please, give reference in every crucial statement in the background!	S
	28-03-2022	Chap. II	Please, copy the reference!	S
	06-04-2022	Chapt. II	Please write from the general to specific!	S
	06-04-2022	Chap. III & statement	Ok. Go to the field!	S
	02-06-2022	Chap III	Langkopi description procedure possible	S
	06-06-2022	Chapt. IV	Please complete the description in the discussion!	S
	13-06-2022	Chap. IV	Please, re-construct your findings & description	S
	04-06-2022	Chapt. IV, V + Abstract		

the decision letter adviser



**SURAT KEPUTUSAN DEKAN FAKULTAS TARBIYAH DAN KEGURUAN
UNIVERSITAS ISLAM NEGERI SULTAN MAULANA HASANUDDIN BANTEN**
Nomor: 262/Un.17/F.I/PP.00.9/3/2022

tentang:

**PEMBIMBING SKRIPSI JURUSAN TADRIS BAHASA INGGRIS
FAKULTAS TARBIYAH DAN KEGURUAN UNIVERSITAS ISLAM NEGERI
SULTAN MAULANA HASANUDDIN BANTEN**

**DEKAN FAKULTAS TARBIYAH DAN KEGURUAN
UNIVERSITAS ISLAM NEGERI SULTAN MAULANA HASANUDDIN BANTEN**

MEMBACA : Surat Ketua Jurusan Tadris Bahasa Inggris (TBI) Nomor.31/Un.17/F.I/PP.00.9/2022 tentang permohonan persetujuan Pembimbing Utama dan Pembimbing Pembantu bagi mahasiswa.
a.n. : **Khaulia Hanifa**
NIM : **181230007**
Judul : **The Influence Of Picture Strip Story Technique Towards Students' Speaking Skill**

MENIMBANG : a. bahwa untuk menyelesaikan Ujian Sarjana bagi Mahasiswa Fakultas Tarbiyah dan Keguruan Universitas Islam Negeri Sultan Maulana Hasanuddin Banten, perlu ditunjuk Pembimbing Utama dan Pembimbing Pembantu,
b. bahwa Mahasiswa tersebut perlu memperoleh bimbingan yang sebaik-baiknya dalam menyelesaikan skripsi, sehingga dapat menyelesaikan studi kesarjanaannya;
c. bahwa Saudara **Prof. Dr. Ilzamudin, M.A** dan Saudari **Dr. Hj. Anita, M.Pd.**, masing-masing dosen Universitas Islam Negeri Sultan Maulana Hasanuddin Banten telah memenuhi syarat untuk diangkat menjadi dosen pembimbing utama dan pembimbing pembantu.

MENINGAT : 1. Undang-Undang R.I Nomor 17 Tahun 2003 tentang Keuangan Negara;
2. Undang-Undang R.I Nomor 20 Tahun 2003 tentang Sistem Pendidikan Nasional;
3. Undang-Undang R.I Nomor 1 Tahun 2004 tentang Perbendaharaan Negara;
4. Undang-Undang R.I Nomor 15 Tahun 2004 tentang Pemeriksaan Pengelola dan Tanggung Jawab Keuangan Negara;
5. Undang-Undang R.I Nomor 12 Tahun 2012 tentang Pendidikan Tinggi;
6. Peraturan Pemerintah R.I No. 45 Tahun 2013 tentang Tata Cara Pelaksanaan APBN;
7. Peraturan Menteri Keuangan R.I No. 171/PMK.02/2013 tentang Petunjuk Penyusunan dan Pengesahan Daftar Isian Pelaksanaan Anggaran;
8. Peraturan Menteri Agama R.I Nomor 32 tahun 2017 tentang Statuta Universitas Islam Negeri Sultan Maulana Hasanuddin Banten;
9. Peraturan Menteri Agama R.I Nomor 23 tahun 2017 tentang Organisasi dan Tata kerja Universitas Islam Negeri Sultan Maulana Hasanuddin Banten,
10. Peraturan Menteri Agama Nomor 23 Tahun 2017 tentang Organisasi dan Tata Kerja Universitas Islam Negeri Sultan Maulana Hasanuddin Banten;
11. Keputusan Menteri Agama R.I Nomor : B.II/3/54242 tahun 2017 tentang pengangkatan Rektor Universitas Islam Negeri Sultan Maulana Hasanuddin Banten dengan masa jabatan tahun 2021-2025;
12. Keputusan Rektor Universitas Islam Negeri Sultan Maulana Hasanuddin Banten Nomor 01 tahun 2017 tentang pengelola pelaksanaan anggaran Universitas Islam Negeri Sultan Maulana Hasanuddin Banten tahun anggaran 2017;
13. Keputusan Rektor Universitas Islam Negeri Sultan Maulana Hasanuddin Banten Nomor 96/Un.17/B.II.2/KP.07.6/10/2017 tentang pengangkatan Dekan Fakultas Tarbiyah dan Keguruan Universitas Islam Negeri Sultan Maulana Hasanuddin Banten dengan masa jabatan tahun 2021-2025

MEMPERHATIKAN : 1. Keputusan Universitas Islam Negeri Sultan Maulana Hasanuddin Banten Nomor 446 tahun 2017 Tanggal 08 Agustus 2017 tentang Buku Pedoman Akademik UIN Sultan Maulana Hasanuddin Banten
2. Keputusan Rektor Nomor 136 Tentang Kalender Akademik UIN SMH Banten 2020/2021.


Memutuskan ...

MEMUTUSKAN :

1. MENETAPKAN : SURAT KEPUTUSAN DEKAN FAKULTAS TARBİYAH DAN KEGURUAN UNIVERSITAS ISLAM NEGERI SULTAN MAULANA HASANUDDIN BANTEN TENTANG PEMBIMBING SKRIPSI JURUSAN TADRIS BAHASA INGGRIS FAKULTAS TARBİYAH DAN KEGURUAN UNIVERSITAS ISLAM NEGERI SULTAN MAULANA HASANUDDIN BANTEN
2. Pertama : Mengangkat Saudara **Prof. Dr. Ilzamudin, M.A** dan Saudari **Dr. Hj. Anita, M.Pd.** sebagai Pembimbing Utama sebagai Pembimbing Pembantu bagi mahasiswa tersebut di atas.
3. Kedua : Apabila dipandang perlu, Pembimbing diberi kewenangan untuk merubah redaksi judul, tanpa merubah surat keputusan ini.
4. Ketiga : Kepada Pembimbing Utama dan Pembimbing Pembantu diberikan honorarium menurut ketentuan yang berlaku.
5. Keempat : Surat Keputusan ini berlaku terhitung mulai tanggal dikeluarkan, dengan ketentuan bila terdapat kekeliruan akan diadakan perubahan seperlunya.

Dikeluarkan di : Serang
 Pada Tanggal : 2 Maret 2022


Dekan,
 Fakultas Tarbiyah dan Keguruan


 Nana Jumbana

Tembusan:

1. Wakil Rektor I UIN Sultan Maulana Hasanuddin Banten,
2. Wakil Dekan I, II dan III Fakultas Tarbiyah dan Keguruan UIN Sultan Maulana Hasanuddin Banten,
3. Ketua Jurusan TBI Fakultas Tarbiyah dan Keguruan UIN Sultan Maulana Hasanuddin Banten,
4. Dosen Pembimbing,
5. Mahasiswa yang bersangkutan
6. Arsip

Research permission letter



KEMENTERIAN AGAMA REPUBLIK INDONESIA
UNIVERSITAS ISLAM NEGERI
SULTAN MAULANA HASANUDDIN BANTEN
FAKULTAS TARBİYAH DAN KEGURUAN
 Jl. Syech Nawawi Al-Bantani Kp. Andamui Kel. Sukawana Kec. Curug Kota Serang

Serang, 2 Maret 2022

Nomor :/Un.17/F.I/PP.00.9/3/2022
 Lampiran : -
 Perihal : *Izin Penelitian*

Kepada Yth,
Kepala SMPN 1 Cisoka

Di
 Tempat

Assalamu 'alaikum Wr. Wb.

Dekan Fakultas Tarbiyah dan Keguruan Universitas Islam Negeri Sultan Maulana Hasanuddin Banten menerangkan bahwa :

Nama : **Khaulia Hanifa**
 Nomor Induk Mahasiswa : 181230007
 Semester : VIII, IX, X, XI, XII, XIII, XIV¹⁾
 Jurusan : Tadris Bahasa Inggris (TBI)

Adalah benar mahasiswa/i jurusan Tadris Bahasa Inggris (TBI) pada Fakultas Tarbiyah dan Keguruan yang akan melaksanakan penelitian dalam rangka penyelesaian tugas akhir (Penulisan Skripsi) yang berjudul :


The Influence Of Picture Strip Story Technique Towards Students' Speaking Skill

Sehubungan dengan hal tersebut, maka kami mohon kepada Bapak/Ibu dapat memberikan izin kepada Mahasiswa/i kami yang dimaksud untuk bisa melakukan survey dan pengumpulan data penelitian di Sekolah/Madrasah yang Bapak/Ibu pimpin

Demikian, atas perkenan dan partisipasi Bapak/Ibu terlebih dahulu kami sampaikan terima kasih.

Wassalamu 'alaikum Wr. Wb.

Dekan
 Fakultas Tarbiyah dan Keguruan



Khana Jumbhana

¹⁾ Coret yang tidak perlu

Documentation





